

Signify Classified - Internal
Cooper Lighting Solutions Photometric Lab
1121 Highway 74 South
Peachtree City, GA 30269



Scaled data based on original data using
LM-79-08 Approved Method: Electrical and Photometric Measurements of Solid-
State Lighting Products

Test Report Prepared for
Cooper Lighting Solutions
(formerly Eaton)

Brand: STREETWORKS

Report Number: P867923

Luminaire Tested: **MEM2-HSN-SA-130-722-U-T2R-HSS**

Issue Date: 08/21/2024



Test Information

Test Method: LM-79-08
Report Number: P867923
Test Lab: INNOVATION CENTER(G3)
Issue Date: 08/21/2024
Manufacturer: COOPER LIGHTING SOLUTIONS (FORMERLY EATON)
Product Line: STREETWORKS
Catalog Number: MEM2-HSN-SA-130-722-U-T2R-HSS
Description: EPIC MODERN SHORT HOUSING DISCRETE LED ARRAYS 130W 70CRI 2200K
FITXURE w/ TYPE II ROADWAY DISTRIBUTION OPTIC AND HOUSE SIDE SHIELD
Light Source: (30) 2200K CCT, 70 CRI LEDS
Ballast/Driver: ELECTRONIC DRIVER

Summary

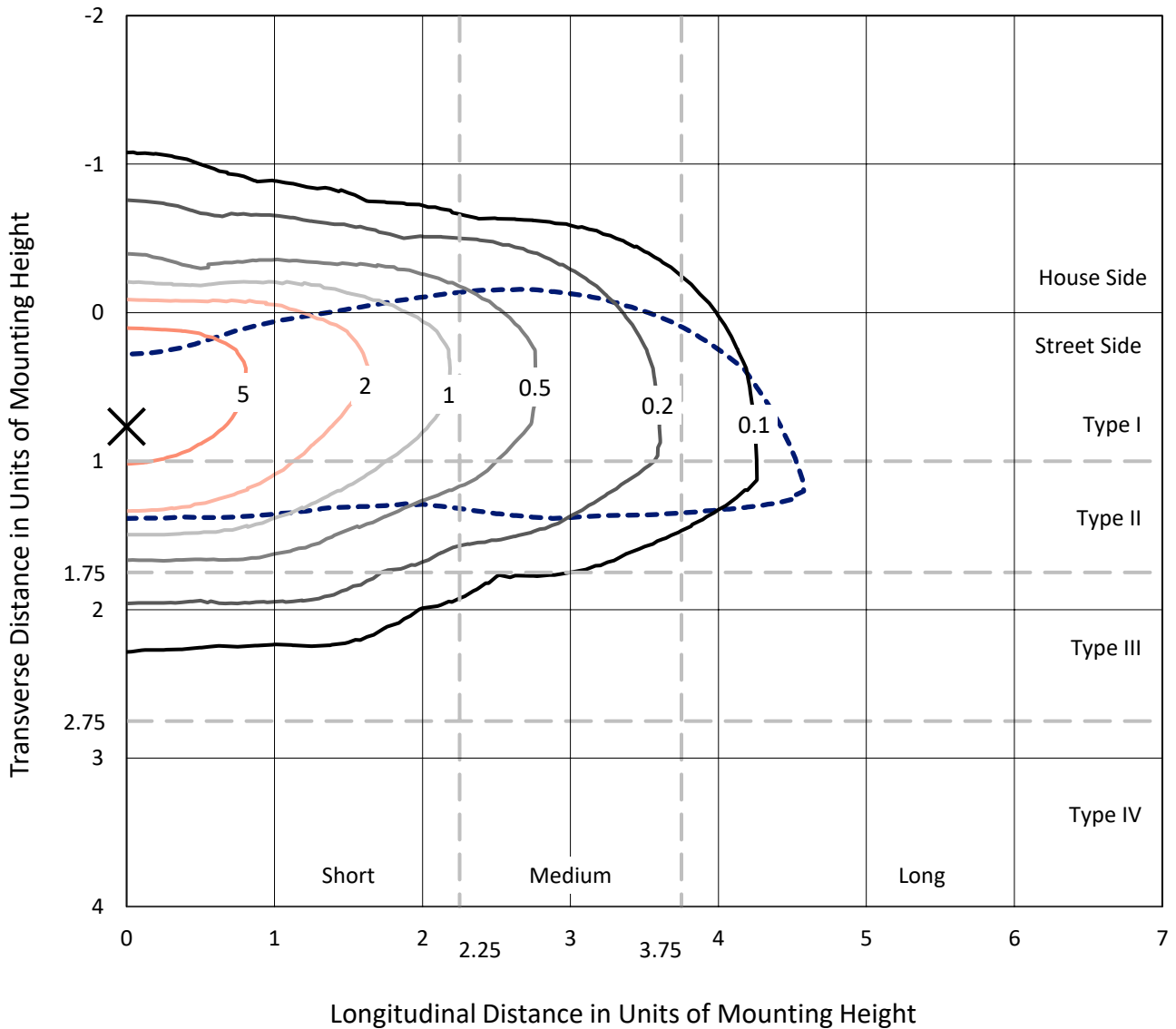
Lumens per Lamp: N/A
Luminaire Lumens: 10373.9 lumens
Efficiency: N/A
Efficacy: 91.8 lumens/watt
Luminous Opening: Rectangular (W 1' x L: 0.33' x H: 0')
IES Classification: Type II - Short
BUG Rating: B1 - U0 - G2

Input Watts (W): 113
Input Voltage (V): 120
Input Current (A_{in}): NR
Voltage Rise (V): NR
Power Factor: 0.99
Total Harmonic Distortion (THDi): 7.77%
Frequency (hertz): 60
Stabilization Time: NR
Operation Time: NR
Ambient Temperature (°C): NR
Test Distance: 24 FT

REPORT NUMBER: P867923
 CATALOG NUMBER: MEM2-HSN-SA-130-722-U-T2R-HSS

Iso-Footcandle Lines of Horizontal Illumination

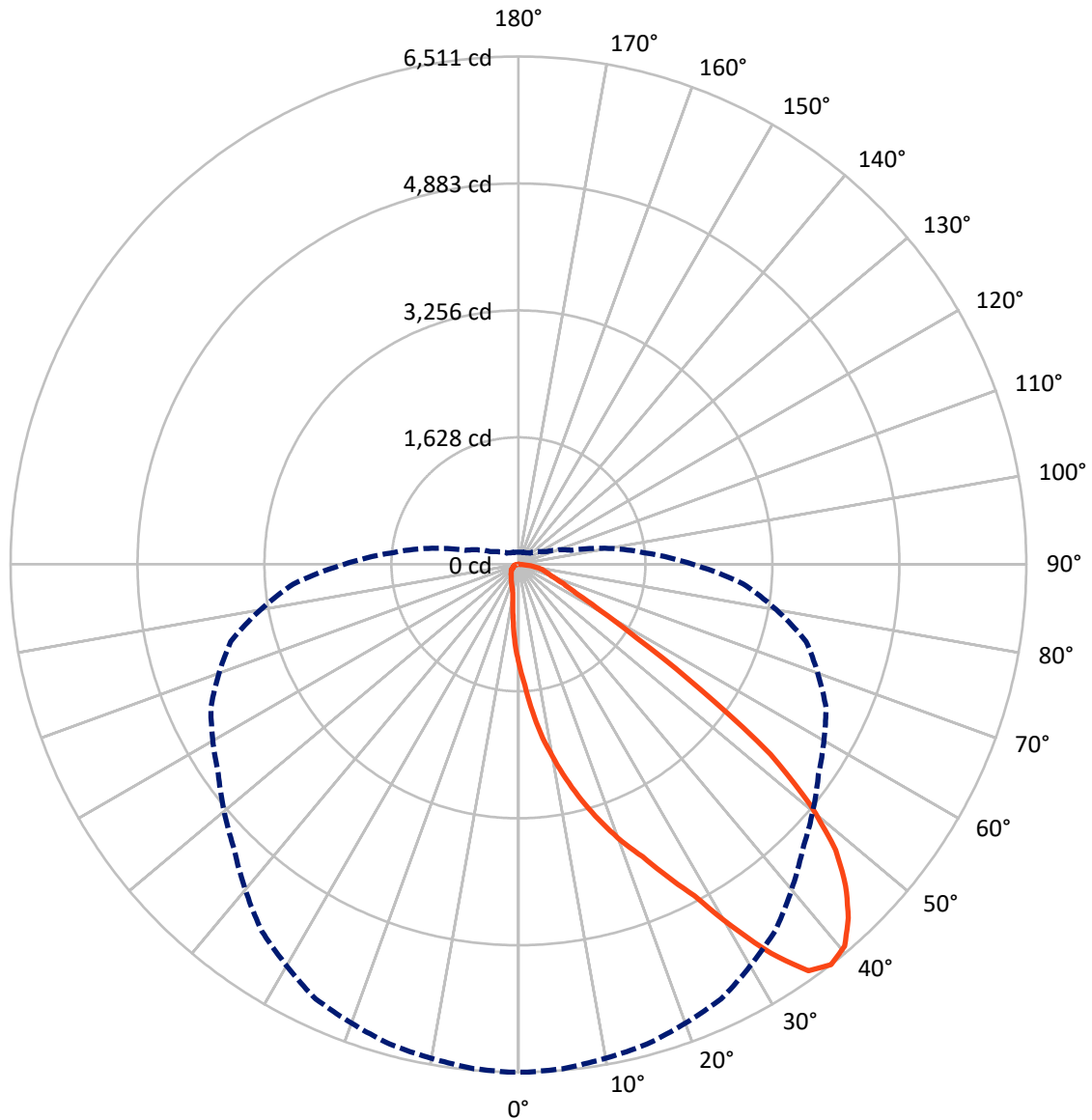
× Max cd
 - - - 1/2 Max cd



Based on 20 foot mounting height. Maximum calculated value = 8.9 fc
 Type II - Short - N/A

REPORT NUMBER: P867923
CATALOG NUMBER: MEM2-HSN-SA-130-722-U-T2R-HSS

Luminous Intensity Polar Plot



— Vertical Plane Through 0-Deg Lateral - - - Horizontal Cone Through 37.5-Deg Vertical

REPORT NUMBER: P867923

CATALOG NUMBER: MEM2-HSN-SA-130-722-U-T2R-HSS

FLUX DISTRIBUTION:

		Downward	Upward	Total
House Side	Lumens	1237.3	0.0	1237.3
	% Fixture	11.9	0.0	11.9
Street Side	Lumens	9136.6	0.0	9136.6
	% Fixture	88.1	0.0	88.1
Total	Lumens	10373.9	0.0	10373.9
	% Fixture	100.0	0.0	100.0

ZONAL LUMENS:

Zone	Lumens	% Fixture
0°-10°	129.0	1.2
10°-20°	450.8	4.3
20°-30°	930.1	9.0
30°-40°	1636.6	15.8
40°-50°	2222.1	21.4
50°-60°	2201.6	21.2
60°-70°	1694.9	16.3
70°-80°	983.7	9.5
80°-90°	125.1	1.2
90°-100°	0.0	0.0
100°-110°	0.0	0.0
110°-120°	0.0	0.0
120°-130°	0.0	0.0
130°-140°	0.0	0.0
140°-150°	0.0	0.0
150°-160°	0.0	0.0
160°-170°	0.0	0.0
170°-180°	0.0	0.0
0°-90°	10373.9	100.0
0°-180°	10373.9	100.0

Coefficient of Utilization



REPORT NUMBER: P867923

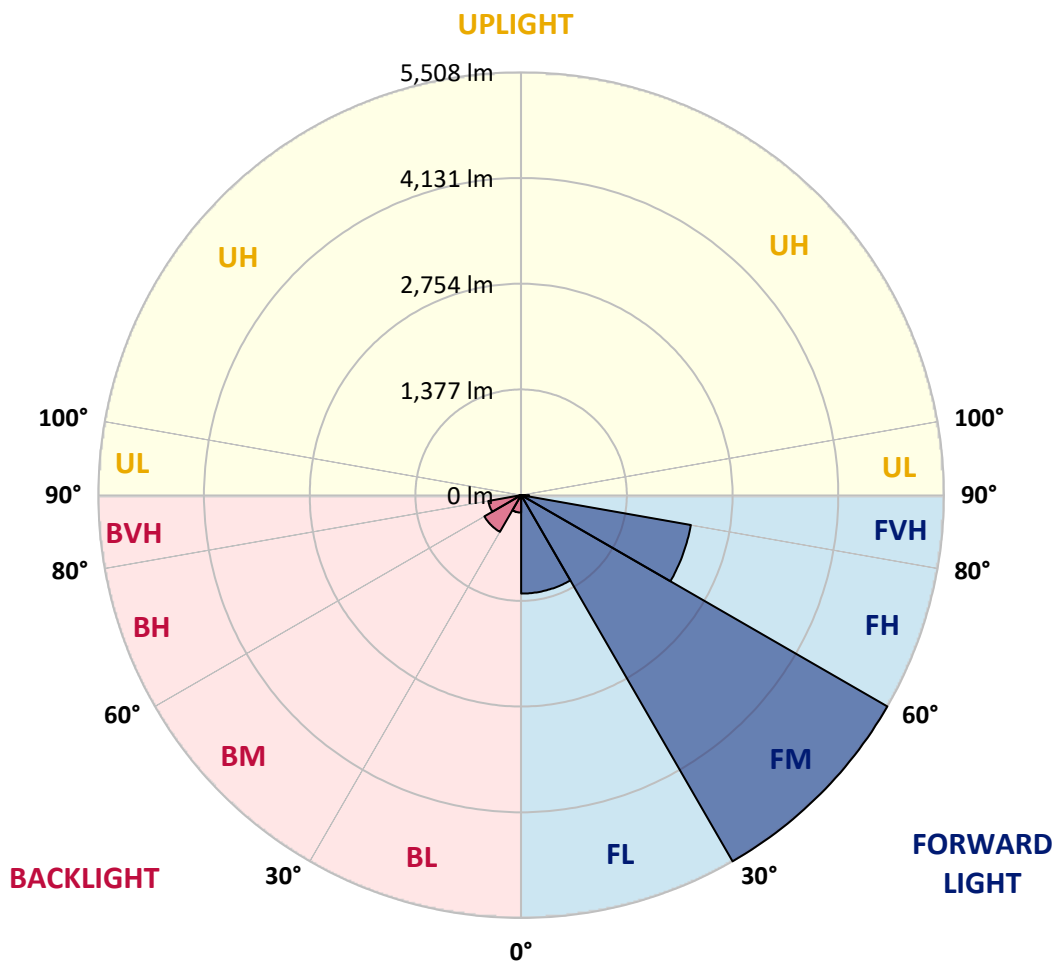
CATALOG NUMBER: MEM2-HSN-SA-130-722-U-T2R-HSS

LUMINAIRE CLASSIFICATION SYSTEM LUMEN TABLE AND BUG RATING:

Zone	Lumens	% Fixture	Zone Rating/Lumen Limit		
			B	U	G
FL (0°-30°)	1282.4	12.4			
FM (30°-60°)	5507.7	53.1			
FH (60°-80°)	2244.5	21.6			G2/5000
FVH (80°-90°)	102.0	1.0			G2/225
BL (0°-30°)	227.5	2.2	B1/500		
BM (30°-60°)	552.6	5.3	B1/1000		
BH (60°-80°)	434.1	4.2	B1/500		G1/500
BVH (80°-90°)	23.1	0.2			G1/100
UL (90°-100°)	0.0	0.0		U0/0	
UH (100°-180°)	0.0	0.0		U0/0	

BUG Rating: B1-U0-G2

Type II Short





REPORT NUMBER: P867923

CATALOG NUMBER: MEM2-HSN-SA-130-722-U-T2R-HSS

CANDELA DISTRIBUTION (FULL):

	0°	1°	5°	15°	25°	35°	45°	55°	65°	75°	85°
0°	1285.5	1285.5	1285.5	1285.5	1285.5	1285.5	1285.5	1285.5	1285.5	1285.5	1285.5
2.5°	1548.9	1572.1	1554.7	1540.3	1520.0	1499.7	1470.8	1438.9	1398.4	1349.2	1305.7
5°	1899.3	1910.8	1905.0	1896.4	1832.7	1771.9	1711.1	1635.8	1531.6	1438.9	1340.5
7.5°	2249.6	2243.8	2229.3	2203.3	2145.4	2075.9	1965.8	1841.4	1693.7	1531.6	1378.1
10°	2556.5	2565.2	2553.6	2513.0	2440.7	2345.1	2211.9	2070.1	1870.3	1644.5	1430.2
12.5°	2877.8	2883.6	2883.6	2796.8	2747.6	2599.9	2458.0	2266.9	2044.0	1783.4	1491.0
15°	3193.4	3181.8	3181.8	3123.9	3037.1	2872.0	2712.8	2481.2	2229.3	1913.7	1560.5
17.5°	3494.5	3500.3	3474.3	3410.6	3326.6	3167.4	2970.5	2715.7	2411.7	2070.1	1632.9
20°	3792.7	3775.4	3763.8	3700.1	3610.3	3422.1	3233.9	2944.4	2626.0	2246.7	1734.2
22.5°	4070.7	4079.4	4050.4	3949.1	3865.1	3694.3	3480.0	3213.7	2851.8	2423.3	1844.2
25°	4429.7	4400.7	4426.8	4305.2	4174.9	3972.2	3729.0	3465.6	3097.9	2640.4	1980.3
27.5°	4811.8	4829.2	4814.7	4681.6	4504.9	4232.8	3978.0	3697.2	3346.9	2846.0	2133.8
30°	5382.2	5373.5	5376.4	5176.6	4884.2	4560.0	4247.3	3940.4	3595.9	3097.9	2313.3
32.5°	5946.8	5978.6	5900.4	5723.8	5388.0	4898.7	4516.5	4174.9	3836.2	3315.0	2495.7
35°	6401.3	6392.6	6360.8	6163.9	5831.0	5356.1	4823.4	4435.5	4090.9	3581.4	2698.3
37.5°	6511.3	6511.3	6491.1	6369.5	6149.4	5738.3	5156.4	4696.0	4351.5	3818.8	2895.2
40°	6438.9	6424.5	6412.9	6331.8	6213.1	5969.9	5506.7	4965.3	4629.4	4125.7	3112.4
42.5°	6201.5	6204.4	6190.0	6143.6	6079.9	5987.3	5723.8	5251.9	4901.6	4415.2	3326.6
45°	5883.1	5888.9	5871.5	5865.7	5833.8	5833.8	5773.0	5477.7	5159.3	4710.5	3561.1
47.5°	5474.8	5471.9	5463.3	5448.8	5512.5	5582.0	5637.0	5605.1	5388.0	5029.0	3772.5
50°	4852.4	4846.6	4872.6	4945.0	5101.4	5254.8	5416.9	5567.5	5553.0	5324.3	4027.2
52.5°	4044.6	4007.0	4035.9	4258.9	4580.2	4921.9	5150.6	5388.0	5637.0	5637.0	4279.1
55°	2828.6	2860.5	2877.8	3205.0	3839.0	4426.8	4829.2	5136.1	5605.1	5886.0	4557.1
57.5°	1800.8	1812.4	1864.5	2217.7	2961.8	3697.2	4409.4	4913.2	5486.4	6094.4	4835.0
60°	1213.1	1172.6	1213.1	1415.8	2130.9	2901.0	3792.7	4632.3	5315.6	6245.0	5141.9
62.5°	857.0	854.1	865.7	984.4	1520.0	2180.1	3019.7	4253.1	5179.5	6253.7	5370.6
65°	692.0	671.7	680.4	747.0	1019.1	1598.2	2214.8	3566.9	5057.9	6100.2	5483.5
67.5°	555.9	547.2	553.0	596.4	764.3	1201.5	1560.5	2712.8	4800.3	5839.6	5419.8
70°	454.5	457.4	460.3	503.8	608.0	909.1	1114.7	1861.6	4250.2	5544.3	5133.2
72.5°	393.7	393.7	396.6	425.6	509.6	720.9	842.5	1210.2	3439.5	5225.9	4606.3
75°	347.4	347.4	347.4	373.5	434.3	579.0	654.3	828.0	2469.6	4635.2	3810.1
77.5°	301.1	304.0	304.0	327.2	373.5	451.7	503.8	573.3	1575.0	3581.4	2883.6
80°	231.6	231.6	234.5	260.6	318.5	353.2	370.6	405.3	828.0	2249.6	1829.8
82.5°	162.1	165.0	165.0	167.9	214.2	217.1	199.8	202.7	301.1	747.0	694.9
85°	17.4	20.3	23.2	23.2	37.6	46.3	49.2	46.3	49.2	86.9	86.9
87.5°	0.0	0.0	0.0	0.0	2.9	5.8	5.8	8.7	8.7	8.7	8.7
90°	0.0	0.0	0.0	0.0	0.0	0.0	0.0	0.0	0.0	0.0	0.0



REPORT NUMBER: P867923

CATALOG NUMBER: MEM2-HSN-SA-130-722-U-T2R-HSS

CANDELA DISTRIBUTION (continued):

	90°	95°	105°	115°	125°	135°	145°	155°	165°	175°	180°
0°	1285.5	1285.5	1285.5	1285.5	1285.5	1285.5	1285.5	1285.5	1285.5	1285.5	1285.5
2.5°	1282.6	1262.3	1218.9	1181.2	1146.5	1117.6	1097.3	1071.2	1051.0	1051.0	1062.5
5°	1291.3	1244.9	1155.2	1071.2	1004.6	940.9	883.0	845.4	816.4	799.1	799.1
7.5°	1302.8	1233.4	1097.3	969.9	865.7	764.3	674.6	631.2	587.7	573.3	576.1
10°	1326.0	1227.6	1045.2	880.1	723.8	596.4	509.6	463.2	440.1	428.5	428.5
12.5°	1352.1	1227.6	990.2	778.8	596.4	466.1	414.0	379.3	367.7	361.9	356.1
15°	1386.8	1233.4	943.8	671.7	486.4	393.7	356.1	335.8	324.3	318.5	318.5
17.5°	1427.3	1239.1	894.6	584.8	414.0	347.4	318.5	304.0	292.4	286.6	286.6
20°	1479.5	1253.6	845.4	506.7	361.9	318.5	292.4	277.9	266.4	263.5	260.6
22.5°	1543.1	1276.8	796.2	443.0	327.2	289.5	266.4	254.8	246.1	240.3	240.3
25°	1618.4	1305.7	758.5	396.6	301.1	269.3	249.0	234.5	225.8	222.9	222.9
27.5°	1722.6	1355.0	720.9	361.9	280.8	249.0	228.7	217.1	208.5	205.6	202.7
30°	1821.1	1415.8	703.5	353.2	266.4	231.6	217.1	202.7	194.0	191.1	188.2
32.5°	1948.5	1485.2	692.0	353.2	260.6	220.0	202.7	191.1	182.4	179.5	176.6
35°	2084.6	1566.3	692.0	364.8	263.5	211.4	191.1	179.5	170.8	165.0	165.0
37.5°	2232.2	1647.4	697.7	382.2	272.1	205.6	179.5	167.9	159.2	156.3	156.3
40°	2388.5	1757.4	709.3	396.6	280.8	202.7	167.9	159.2	150.6	144.8	144.8
42.5°	2533.3	1844.2	729.6	414.0	286.6	199.8	159.2	150.6	141.9	139.0	139.0
45°	2701.2	1939.8	747.0	425.6	286.6	191.1	150.6	141.9	136.1	133.2	130.3
47.5°	2834.4	2018.0	755.6	431.4	280.8	182.4	141.9	136.1	130.3	124.5	127.4
50°	2996.5	2101.9	770.1	434.3	269.3	170.8	136.1	127.4	121.6	118.7	118.7
52.5°	3152.9	2185.9	781.7	428.5	254.8	156.3	127.4	121.6	115.8	110.0	110.0
55°	3338.2	2278.5	799.1	419.8	231.6	141.9	118.7	112.9	104.2	101.3	98.4
57.5°	3549.5	2400.1	813.6	402.4	202.7	127.4	112.9	104.2	92.6	86.9	86.9
60°	3743.5	2539.1	825.1	359.0	176.6	118.7	104.2	95.5	84.0	81.1	81.1
62.5°	3952.0	2683.9	825.1	283.7	150.6	107.1	98.4	89.8	78.2	75.3	75.3
65°	4096.7	2814.1	799.1	211.4	127.4	101.3	95.5	84.0	72.4	69.5	69.5
67.5°	4137.3	2895.2	726.7	150.6	110.0	95.5	89.8	78.2	69.5	63.7	63.7
70°	4007.0	2831.5	593.5	115.8	95.5	86.9	81.1	72.4	63.7	60.8	60.8
72.5°	3633.5	2588.3	443.0	98.4	84.0	81.1	75.3	66.6	60.8	57.9	57.9
75°	3042.9	2151.1	312.7	86.9	78.2	72.4	66.6	60.8	55.0	55.0	55.0
77.5°	2304.6	1554.7	194.0	78.2	66.6	66.6	60.8	55.0	52.1	49.2	49.2
80°	1488.1	981.5	110.0	55.0	46.3	49.2	43.4	37.6	37.6	34.7	34.7
82.5°	631.2	388.0	57.9	31.8	23.2	20.3	14.5	14.5	11.6	11.6	11.6
85°	63.7	23.2	11.6	8.7	8.7	5.8	5.8	5.8	5.8	2.9	2.9
87.5°	8.7	8.7	8.7	5.8	5.8	5.8	2.9	2.9	2.9	2.9	2.9
90°	0.0	0.0	0.0	0.0	0.0	0.0	0.0	0.0	0.0	0.0	0.0

LM-79-2019: Approved Method: Electrical and Photometric Measurements of Solid-State Lighting Products

Report Prepared for

Cooper Lighting Solutions

Streetworks

Report Number: SP1-2407-157-2

Test Date: 08/07/2024

Luminaire Tested: MEM2-HTN-SA-40-722-U-5WQ-2

Data in this report applies to families of products including MEM2-HTN-SA-40-722-U-5WQ-2

Test Information

Test Method: LM-79-2019
 Report Number: SP1-2407-157-2
 Test Lab: COOPER LIGHTING SOLUTIONS
 Photometer: SP1 - 76IN SPHERE
 Measurement Geometry: 4π
 Issue Date: 08/20/2024
 Manufacturer: COOPER LIGHTING SOLUTIONS
 Product Line: Streetworks
 Catalog Number: **MEM2-HTN-SA-40-722-U-5WQ-2**
 Description: Epic Modern Light Square 40W 5WQ Optic and Flare Trim

Spectral Parameters

CCT (K): 2253
 CIE u': 0.2868
 CIE v': 0.5332
 Duv: -0.0014
 CIE x: 0.4974
 CIE y: 0.4110
 CIE z: 0.0915
 Peak Wavelength (nm): 603
 Dominant Wavelength (nm): 587
 Purity: 72.69432
 Rf: 76.9
 Rg: 92.7

CRI (Ra):	70.6		
R1:	68.4	R9:	-36.0
R2:	88.7	R10:	78.2
R3:	85.4	R11:	61.0
R4:	63.5	R12:	74.2
R5:	69.0	R13:	72.8
R6:	88.9	R14:	92.2
R7:	68.5	R15:	58.0
R8:	32.0		



Test Conditions

Stabilization Time: 29M
 Operation Time: 1H 29M
 Sphere Temperature (°C): 24.1

REPORT NUMBER: SP1-2407-157-2

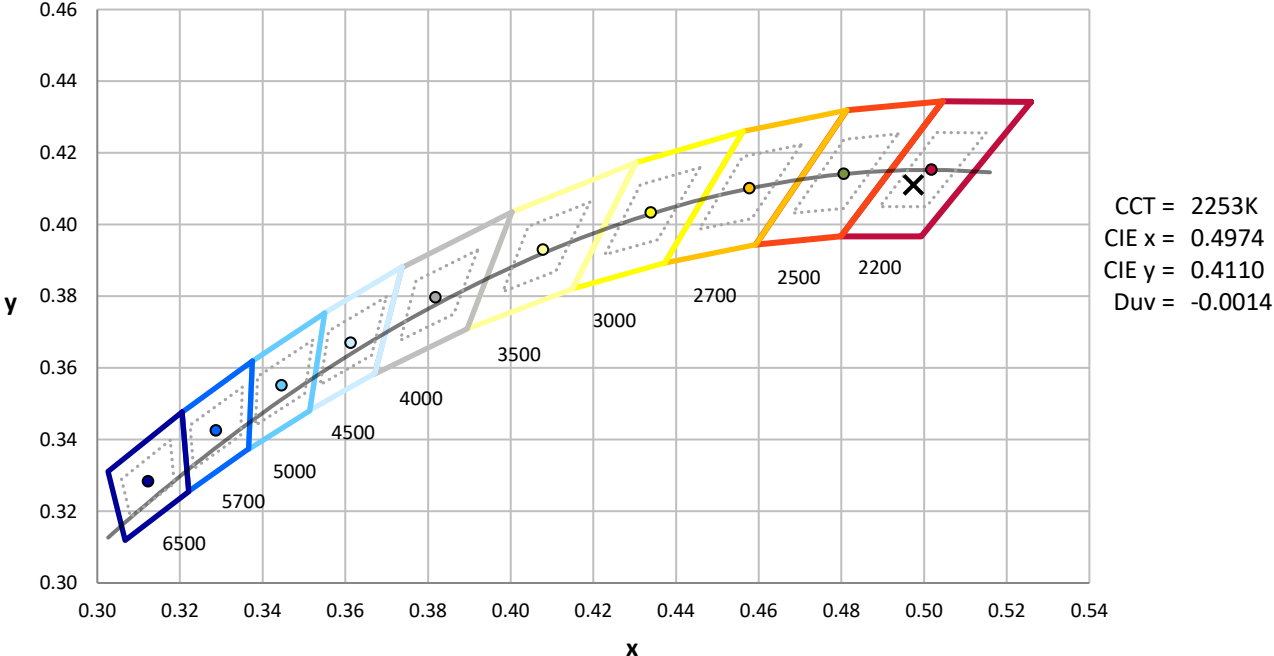
Measurement and Test Equipment			
Instrument	Identification Number	Calibration Date	Calibration Due Date
Photometer	IN0058	6/18/2024	12/18/2024
Power Meter	INXT2011004	2/8/2024	2/8/2025
AC Power Source	IN0063	10/24/2023	10/24/2024
DC Power Source	IN0208	10/24/2023	10/24/2024
Sphere Thermometer	IN0085	10/24/2023	10/24/2024
Room Thermometer	IN0046	10/24/2023	10/24/2024

REPORT NUMBER: SP1-2407-157-2

CIE 1931 Chromaticity Diagram



CIE 1931 Chromaticity Diagram with 2017 ANSI 7-Step and 4-Step Quadrangles



Point lies inside the ANSI 2200K 4-step quadrangle

REPORT NUMBER: SP1-2407-157-2

Photopic Flux vs. Wavelength



Photopic Lumens: NR

λ (nm)	Power W [^] /nm	Lumens (φ/nm)	λ (nm)	Power W [^] /nm	Lumens (φ/nm)	λ (nm)	Power W [^] /nm	Lumens (φ/nm)	λ (nm)	Power W [^] /nm	Lumens (φ/nm)	λ (nm)	Power W [^] /nm	Lumens (φ/nm)
360	0	NR	490	117	NR	620	896	NR	750	20	NR	880	0	NR
365	0	NR	495	137	NR	625	838	NR	755	17	NR	885	0	NR
370	0	NR	500	160	NR	630	774	NR	760	14	NR	890	0	NR
375	0	NR	505	183	NR	635	704	NR	765	12	NR	895	0	NR
380	0	NR	510	202	NR	640	635	NR	770	10	NR	900	0	NR
385	0	NR	515	219	NR	645	565	NR	775	9	NR	905	0	NR
390	0	NR	520	235	NR	650	501	NR	780	7	NR	910	0	NR
395	0	NR	525	249	NR	655	440	NR	785	6	NR	915	0	NR
400	0	NR	530	263	NR	660	383	NR	790	5	NR	920	0	NR
405	0	NR	535	281	NR	665	332	NR	795	5	NR	925	0	NR
410	1	NR	540	302	NR	670	286	NR	800	4	NR	930	0	NR
415	3	NR	545	331	NR	675	245	NR	805	3	NR	935	0	NR
420	6	NR	550	366	NR	680	210	NR	810	3	NR	940	0	NR
425	12	NR	555	411	NR	685	178	NR	815	3	NR	945	0	NR
430	21	NR	560	469	NR	690	152	NR	820	2	NR	950	0	NR
435	38	NR	565	536	NR	695	129	NR	825	2	NR	955	0	NR
440	66	NR	570	614	NR	700	109	NR	830	2	NR	960	0	NR
445	122	NR	575	701	NR	705	92	NR	835	1	NR	965	0	NR
450	215	NR	580	785	NR	710	77	NR	840	1	NR	970	0	NR
455	236	NR	585	863	NR	715	66	NR	845	1	NR	975	0	NR
460	170	NR	590	928	NR	720	55	NR	850	1	NR	980	0	NR
465	148	NR	595	971	NR	725	47	NR	855	1	NR	985	0	NR
470	132	NR	600	994	NR	730	40	NR	860	1	NR	990	0	NR
475	104	NR	605	996	NR	735	33	NR	865	1	NR	995	0	NR
480	97	NR	610	979	NR	740	28	NR	870	1	NR	1000	0	NR
485	105	NR	615	943	NR	745	24	NR	875	0	NR			

REPORT NUMBER: SP1-2407-157-2

Scotopic Flux vs. Wavelength



Scotopic Lumens: NR

S/P: 0.96

λ (nm)	Power W [^] /nm	Lumens (φ/nm)	λ (nm)	Power W [^] /nm	Lumens (φ/nm)	λ (nm)	Power W [^] /nm	Lumens (φ/nm)	λ (nm)	Power W [^] /nm	Lumens (φ/nm)	λ (nm)	Power W [^] /nm	Lumens (φ/nm)
360	0	NR	490	117	NR	620	896	NR	750	20	NR	880	0	NR
365	0	NR	495	137	NR	625	838	NR	755	17	NR	885	0	NR
370	0	NR	500	160	NR	630	774	NR	760	14	NR	890	0	NR
375	0	NR	505	183	NR	635	704	NR	765	12	NR	895	0	NR
380	0	NR	510	202	NR	640	635	NR	770	10	NR	900	0	NR
385	0	NR	515	219	NR	645	565	NR	775	9	NR	905	0	NR
390	0	NR	520	235	NR	650	501	NR	780	7	NR	910	0	NR
395	0	NR	525	249	NR	655	440	NR	785	6	NR	915	0	NR
400	0	NR	530	263	NR	660	383	NR	790	5	NR	920	0	NR
405	0	NR	535	281	NR	665	332	NR	795	5	NR	925	0	NR
410	1	NR	540	302	NR	670	286	NR	800	4	NR	930	0	NR
415	3	NR	545	331	NR	675	245	NR	805	3	NR	935	0	NR
420	6	NR	550	366	NR	680	210	NR	810	3	NR	940	0	NR
425	12	NR	555	411	NR	685	178	NR	815	3	NR	945	0	NR
430	21	NR	560	469	NR	690	152	NR	820	2	NR	950	0	NR
435	38	NR	565	536	NR	695	129	NR	825	2	NR	955	0	NR
440	66	NR	570	614	NR	700	109	NR	830	2	NR	960	0	NR
445	122	NR	575	701	NR	705	92	NR	835	1	NR	965	0	NR
450	215	NR	580	785	NR	710	77	NR	840	1	NR	970	0	NR
455	236	NR	585	863	NR	715	66	NR	845	1	NR	975	0	NR
460	170	NR	590	928	NR	720	55	NR	850	1	NR	980	0	NR
465	148	NR	595	971	NR	725	47	NR	855	1	NR	985	0	NR
470	132	NR	600	994	NR	730	40	NR	860	1	NR	990	0	NR
475	104	NR	605	996	NR	735	33	NR	865	1	NR	995	0	NR
480	97	NR	610	979	NR	740	28	NR	870	1	NR	1000	0	NR
485	105	NR	615	943	NR	745	24	NR	875	0	NR			

REPORT NUMBER: SP1-2407-157-2

Melanopic Flux vs. Wavelength



Melanopic Lumens: NR

M/P: 1.71

λ (nm)	Power W ² /nm	Lumens (φ/nm)	λ (nm)	Power W ² /nm	Lumens (φ/nm)	λ (nm)	Power W ² /nm	Lumens (φ/nm)	λ (nm)	Power W ² /nm	Lumens (φ/nm)	λ (nm)	Power W ² /nm	Lumens (φ/nm)
360	0	NR	490	117	NR	620	896	NR	750	20	NR	880	0	NR
365	0	NR	495	137	NR	625	838	NR	755	17	NR	885	0	NR
370	0	NR	500	160	NR	630	774	NR	760	14	NR	890	0	NR
375	0	NR	505	183	NR	635	704	NR	765	12	NR	895	0	NR
380	0	NR	510	202	NR	640	635	NR	770	10	NR	900	0	NR
385	0	NR	515	219	NR	645	565	NR	775	9	NR	905	0	NR
390	0	NR	520	235	NR	650	501	NR	780	7	NR	910	0	NR
395	0	NR	525	249	NR	655	440	NR	785	6	NR	915	0	NR
400	0	NR	530	263	NR	660	383	NR	790	5	NR	920	0	NR
405	0	NR	535	281	NR	665	332	NR	795	5	NR	925	0	NR
410	1	NR	540	302	NR	670	286	NR	800	4	NR	930	0	NR
415	3	NR	545	331	NR	675	245	NR	805	3	NR	935	0	NR
420	6	NR	550	366	NR	680	210	NR	810	3	NR	940	0	NR
425	12	NR	555	411	NR	685	178	NR	815	3	NR	945	0	NR
430	21	NR	560	469	NR	690	152	NR	820	2	NR	950	0	NR
435	38	NR	565	536	NR	695	129	NR	825	2	NR	955	0	NR
440	66	NR	570	614	NR	700	109	NR	830	2	NR	960	0	NR
445	122	NR	575	701	NR	705	92	NR	835	1	NR	965	0	NR
450	215	NR	580	785	NR	710	77	NR	840	1	NR	970	0	NR
455	236	NR	585	863	NR	715	66	NR	845	1	NR	975	0	NR
460	170	NR	590	928	NR	720	55	NR	850	1	NR	980	0	NR
465	148	NR	595	971	NR	725	47	NR	855	1	NR	985	0	NR
470	132	NR	600	994	NR	730	40	NR	860	1	NR	990	0	NR
475	104	NR	605	996	NR	735	33	NR	865	1	NR	995	0	NR
480	97	NR	610	979	NR	740	28	NR	870	1	NR	1000	0	NR
485	105	NR	615	943	NR	745	24	NR	875	0	NR			

Summary

$R_f = 76.9$
 $R_g = 92.7$
 CIE $R_a = 70.6$
 $R_9 = -36.0$



Color Vector Graphics



Individual Sample Fidelity Index ($R_{f,i}$)

CES01 = 87	CES26 = 76	CES51 = 88	CES76 = 78
CES02 = 65	CES27 = 94	CES52 = 85	CES77 = 75
CES03 = 32	CES28 = 93	CES53 = 80	CES78 = 79
CES04 = 72	CES29 = 81	CES54 = 86	CES79 = 82
CES05 = 51	CES30 = 91	CES55 = 83	CES80 = 81
CES06 = 52	CES31 = 83	CES56 = 77	CES81 = 51
CES07 = 44	CES32 = 75	CES57 = 75	CES82 = 92
CES08 = 42	CES33 = 88	CES58 = 76	CES83 = 88
CES09 = 29	CES34 = 88	CES59 = 84	CES84 = 90
CES10 = 79	CES35 = 94	CES60 = 91	CES85 = 65
CES11 = 62	CES36 = 90	CES61 = 82	CES86 = 48
CES12 = 68	CES37 = 97	CES62 = 91	CES87 = 76
CES13 = 45	CES38 = 98	CES63 = 86	CES88 = 78
CES14 = 75	CES39 = 97	CES64 = 70	CES89 = 61
CES15 = 72	CES40 = 94	CES65 = 71	CES90 = 80
CES16 = 48	CES41 = 95	CES66 = 71	CES91 = 80
CES17 = 51	CES42 = 89	CES67 = 70	CES92 = 51
CES18 = 57	CES43 = 80	CES68 = 74	CES93 = 68
CES19 = 74	CES44 = 99	CES69 = 84	CES94 = 44
CES20 = 68	CES45 = 83	CES70 = 72	CES95 = 66
CES21 = 88	CES46 = 81	CES71 = 75	CES96 = 75
CES22 = 81	CES47 = 88	CES72 = 89	CES97 = 76
CES23 = 92	CES48 = 73	CES73 = 68	CES98 = 72
CES24 = 92	CES49 = 82	CES74 = 85	CES99 = 63
CES25 = 73	CES50 = 87	CES75 = 80	



Color Rendition by Hue-Angle Bin



Measure Comparisons



(END OF REPORT)